

PERSONALIZE IT!

Store-Boards™



ACCUFORM®

Inform, Protect, and Motivate™
800.237.1001 | www.accuform.com/5S

NORTH SHOP



TOOLS BOARD

PIPE
WRENCH



VICE GRIP (2)



PLASTIC Mallet
21 OZ



CLAW HAMMER




BALLPEEN
HAMMER 12 OZ



CLAW HAMMER



WELDING HAMMER



WIRE
BRUSH (2)



Beyond brooms, brushes, and mops.



 **Redbridge Bakery**
Production Cleaning Station



Ask about Accuform's Accu-Shield™ FBX material - designed for Food & Beverage locations.

Clearville Farms

PEELER PARTS SHADOW BOARD

CLAMP
PART NO. 22528
M0135574



ROLLER, DRIVE
PART NO. 22447
M0132503



ROLLER, DRIVE
PART NO. 22447
M0132503



BLADE, HOUSING
PART NO. 22647
M0169363



TUBE
PART NO. 39094
M0125233



ROLLER, VACUUM,
5 ROW
PART NO. 22991
M0161034



SHOE - STANDARD
PART NO. 22523
M0125232



BLOCK
PART NO. 22658
M0225087



CAM & GROOVE
HOSE COUPLING
McMASTER PART NO. 53015K165



VACUUM BLOCK
PART NO. 26970
M0225069



IDLER
PART NO. 25170
M0125245



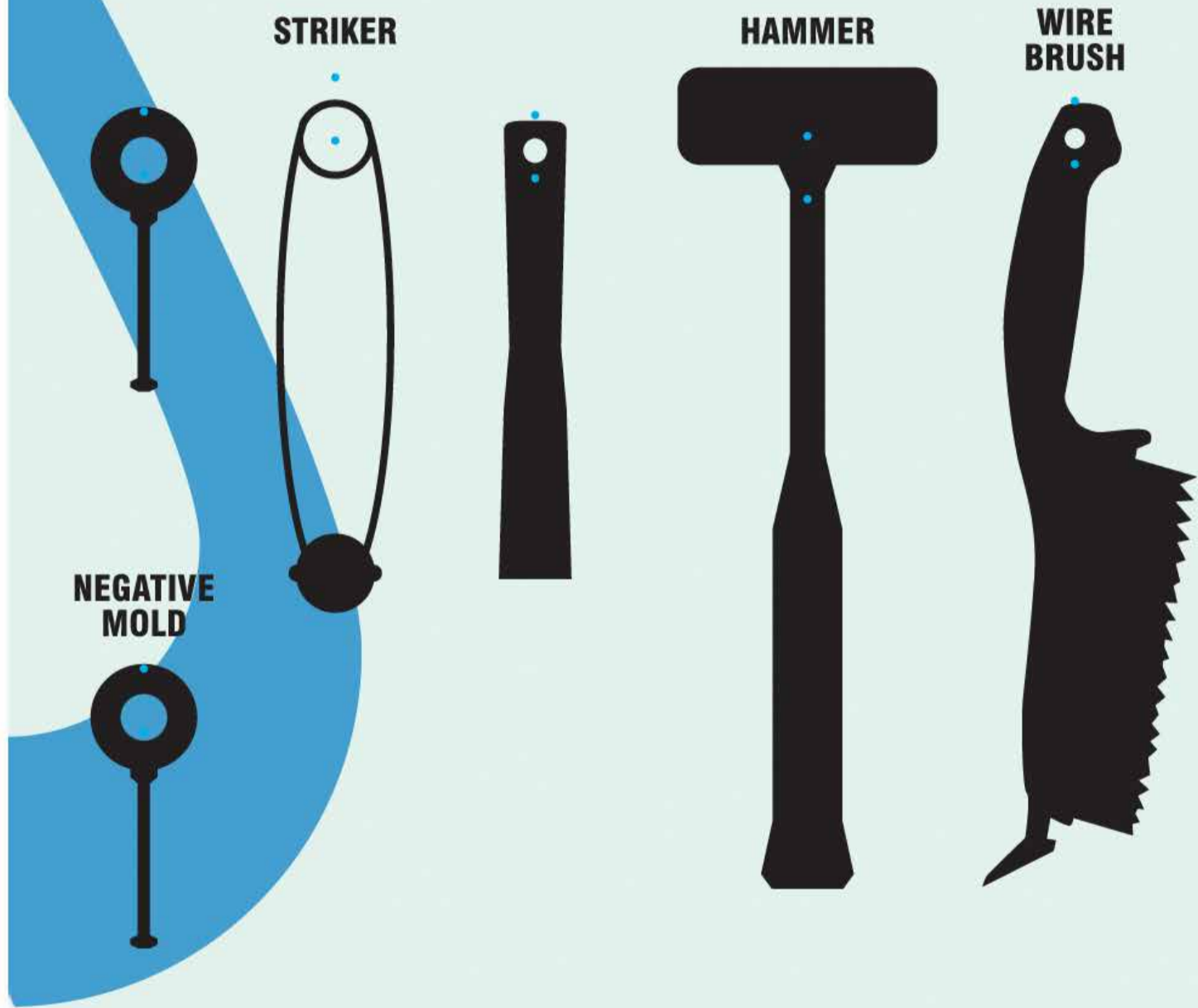
WRENCH
PART NO. 06067
M0125242

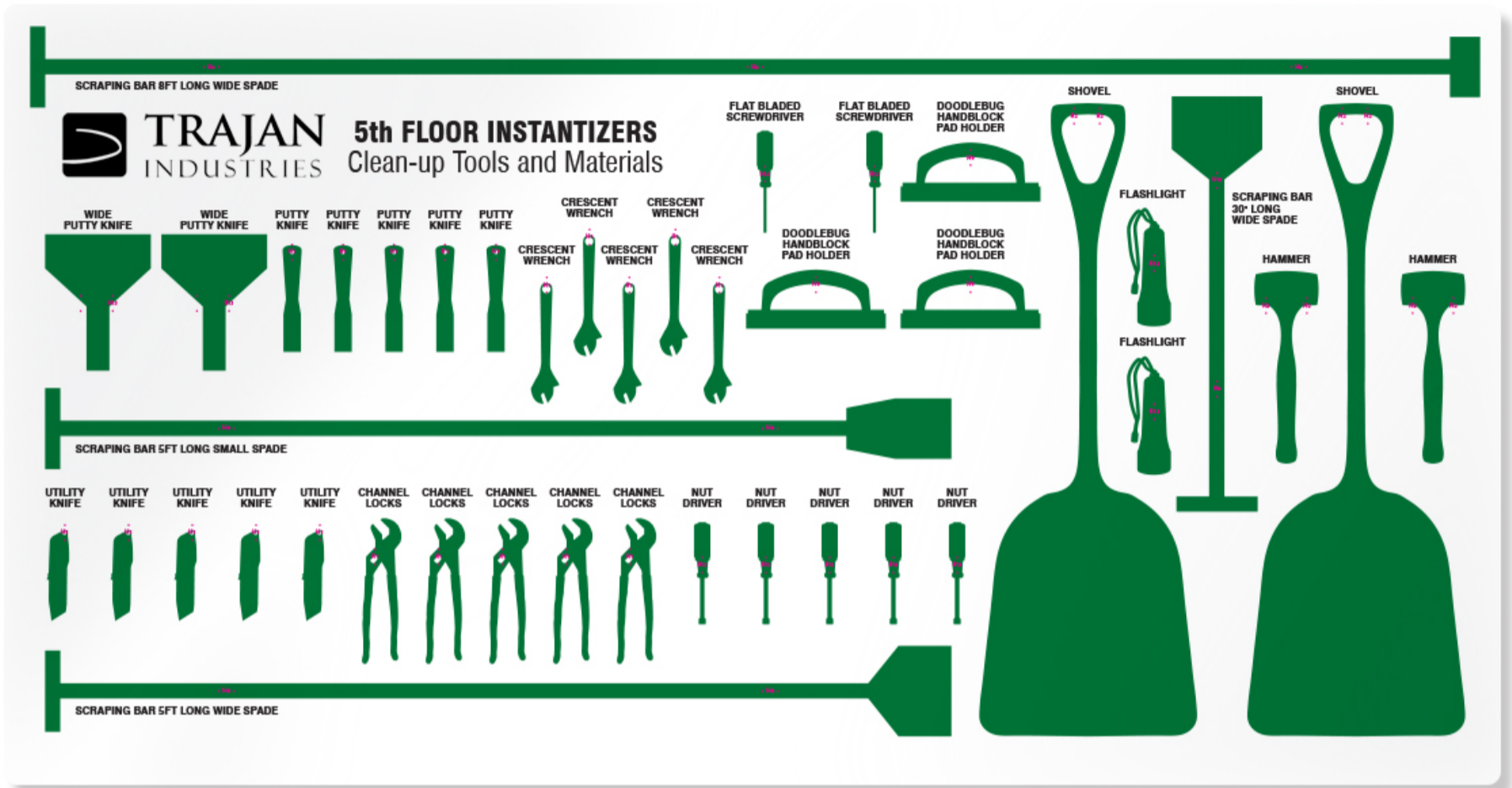


Store-Boards™ built to hold change-over parts. Hooks can accommodate a multitude of weights.




PURE BOTTLING



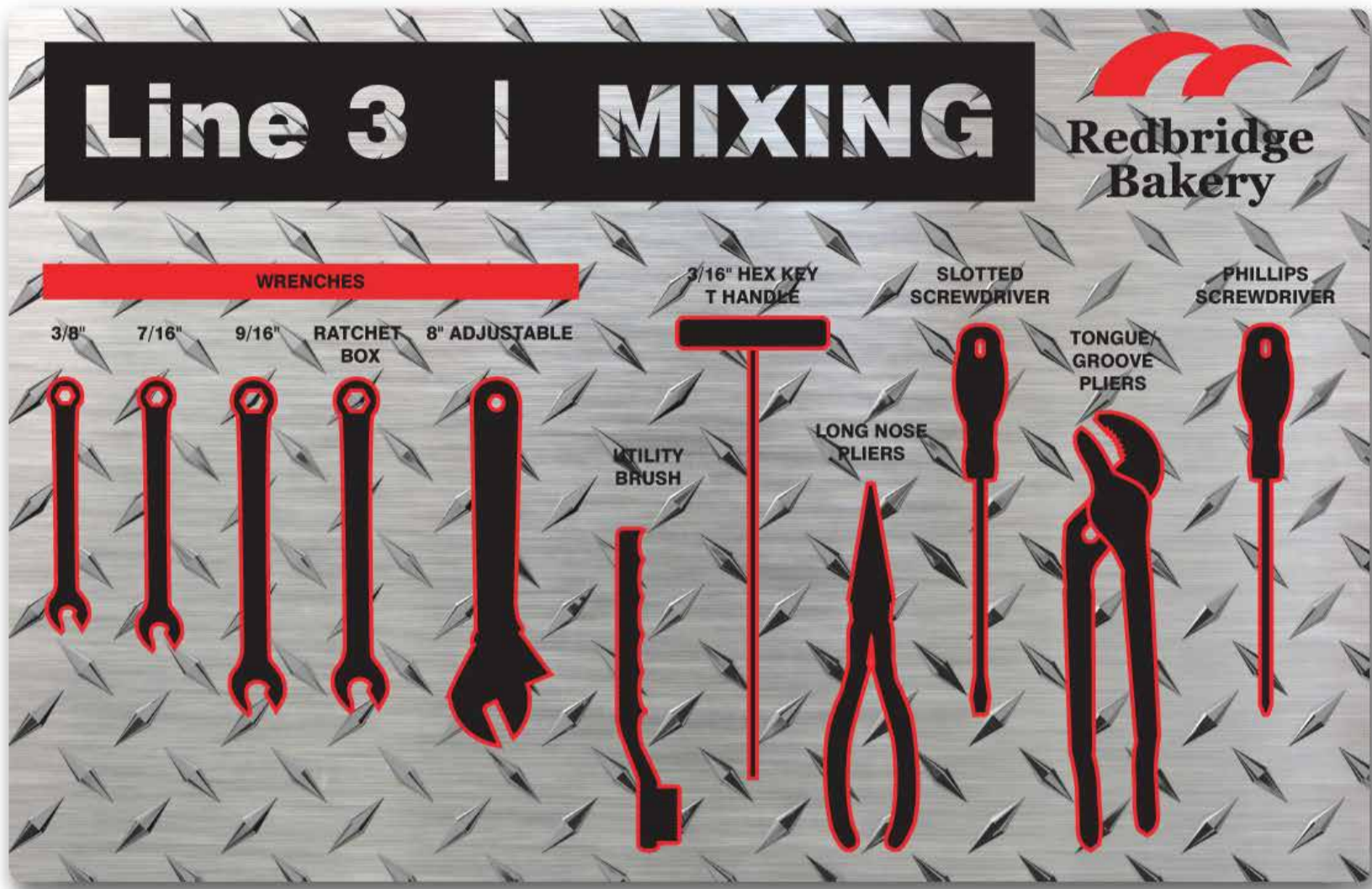


Different configurations to handle your specific needs.
 Not set-up fees, additional color charges, or minimum order amounts.



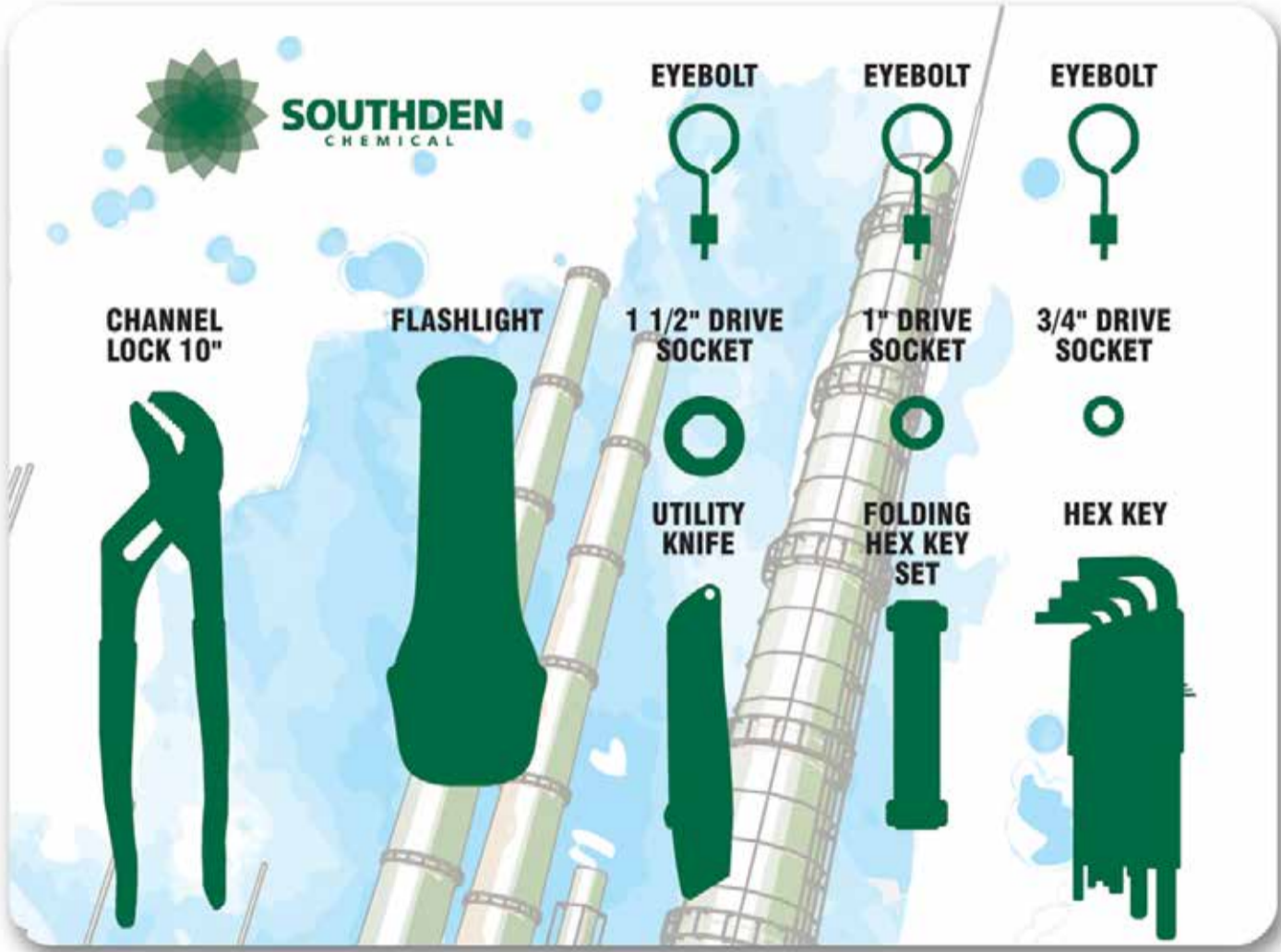
Eye-catching graphics add an element of corporate pride.





Give Store-Boards™ a unique “diamond-plate” appearance.







Keep Safety Equipment neat, secure, and organized.



MICROBIOLOGY LAB HYGIENE STATION

HAIR NETS



BEARD NETS




SHOE COVERS




SPRAY BOTTLE




SLIP ON SHOE COVERS



SLIP ON SHOE COVERS



SLIP ON SHOE COVERS



Create Store-Boards™ for all types of PPE, in all types of environments.



Food Preparation Room

16" BRUSH



V. BRUSH



12" BRUSH



12" BRUSH



O. BRUSH



16" BRUSH



COLOR CODE CHART	
WHITE	Finished or Pasteurized Food Contact Surfaces
RED	Raw or Un-Pasteurized Food Contact Surfaces
YELLOW	Equipment Exterior
BLUE	Environmental Surfaces
BLACK	Drain Cleaning Only!
GREEN	Cheese Milk



ORGANIC market

ZONE 3 D3 DECO

FACE SHIELD



PUSH BROOM



FLOOR SCRAPER



WIDE BROOM



SCRAPER

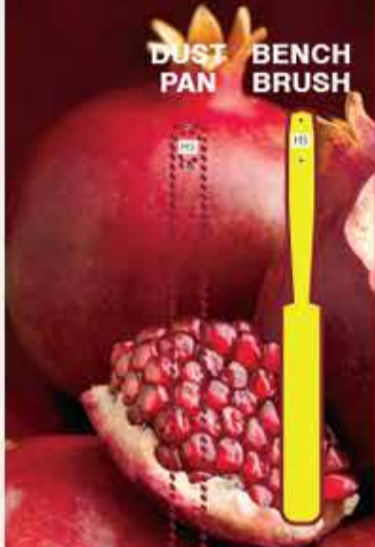


SHOVEL



DUST PAN

BENCH BRUSH



WIRE BRUSH





Keystone INC.

PRESS #2

CALIBRATION CALIPER

O.D. 36" - 42"

CLIPBOARD

PI TAPE
2" - 12"



PI TAPE
12" - 24"



PI TAPE
24" - 36"




PI TAPE
36" - 48"



NYLON
STRING



METAL MARKER



MAGNET



MAGNET



O.D. 30" - 36"

O.D. 24" - 30"

O.D. 18" - 24"

O.D. 12" - 18"

HAMMER




STAMPING
STENCILS
A & B



WHITE
SPRAY PAINT



SCALE



TAPE MEASURE





LUCKY
M I L L S

Processing Batch Room (BR)

CIP HOOK BRUSH



VALVE
OUTLET BRUSH




16" BRUSH



PIPE
BRUSH



SOFT BRUSH



**COLOR CODE
CHART**

WHITE	Finished or Pasteurized Food Contact Surfaces
RED	Raw or Un-Pasteurized Food Contact Surfaces
YELLOW	Equipment Exterior
BLUE	Environmental Surfaces
BLACK	Drain Cleaning Only!
GREEN	Cheese Milk





PMO Work Station

3/16" HEX KEY
T HANDLE

SLOTTED
SCREWDRIVER

PHILLIPS
SCREWDRIVER

WRENCHES

UTILITY
BRUSH

LONG NOSE
PLIERS

TONGUE/
GROOVE
PLIERS

5/16"

3/8"

7/16"

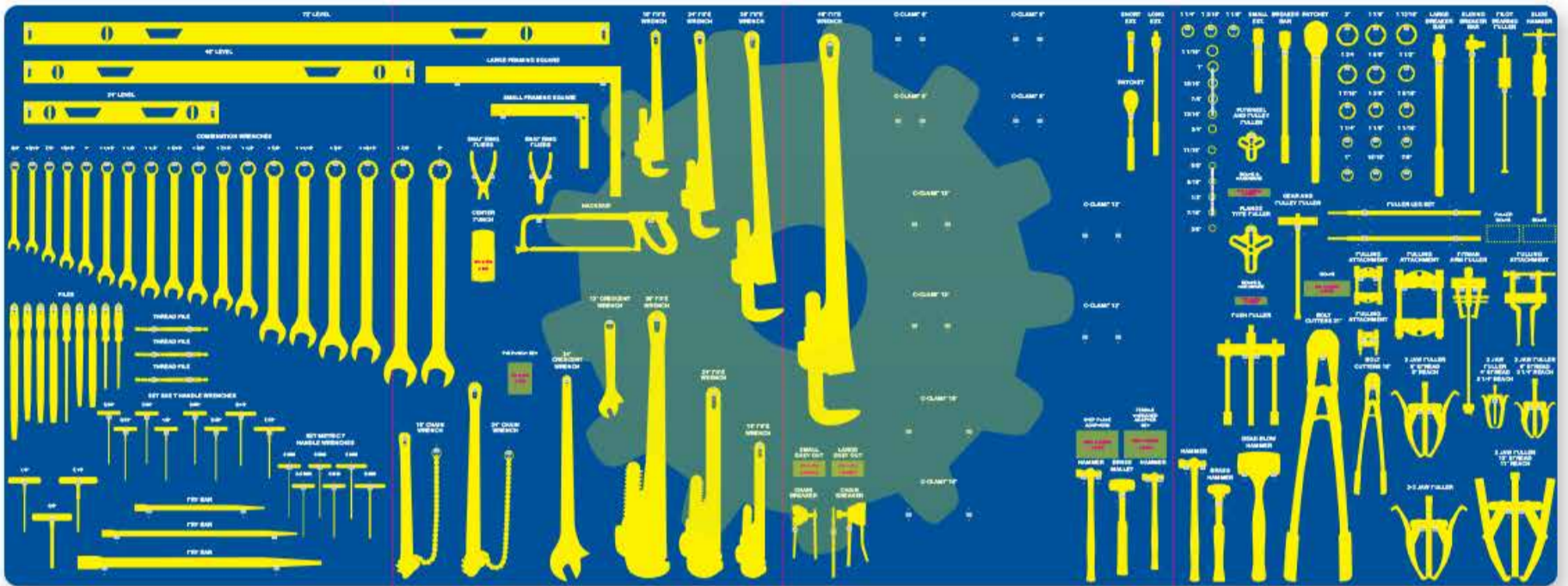
9/16"

RATCHET
BOX

8" ADJUSTABLE

15/16"





No matter how detailed the need, we can do it. Board can measure up to 4-ft x 8-ft.

Line 3 | Wrapper Infeed/Workcells



CRESCENT WRENCH



10 MM



7/16"



1/2"



3/4"



FLAT HEAD SCREWDRIVER



6" WIDE DOUGH SCRAPER



WIRE BRUSH



SAFETY SCISSORS



HEADBAND LED FLASHLIGHT



TAPE MEASURE 16'



ALLEN SET



METRIC ALLEN WRENCHES



AIR GUN



WIPES



HOOK & PICK SET



PUTTY KNIFE



HOOK SCRAPER



SHOE KNIFE



CHANNEL LOCK



HOLDER FOR CRIMPER CLEANER



MASKING TAPE





Mill-Wood
SAWMILL & EQUIPMENT

**RETURN
AFTER USE**



**SCRAP WOOD
RECYCLING**





Store-Boards™ for lockout-tagout needs.

LOCKOUT CENTER



Lockout/Tagout Procedure OSHA 29 CFR: 1910.147

Chiller 1



Building: North Quad | Location: Materials Room | Equipment #: 0401 | Procedure#: 53241

LOCKOUT/TAGOUT DEVICES REQUIRED: 9 LOCKOUT POINTS: 3

3 Qty Tags



3 Qty Locks



1 Qty Hasp



2 Qty Ball Valve Lockouts



WARNING

Disconnecting equipment does not guarantee a complete lockout.

Perform Shutdown
 1) Notify affected personnel and others.
 2) Identify ALL energy sources.
 3) Perform normal shutdown procedure.
 4) Isolate power at main source.
 5) Attempt restart.
 6) Lockout and tag ALL energy sources.

Release Stored Energy
 1) Drain valves, bleed off air, and eliminate hydraulic pressure.
 2) Ensure all energy is released.

Restore Power
 1) Account for all tools.
 2) Replace all machine guards.
 3) Remove all tags and locks.
 4) Reconnected all power sources.
 5) Restart the machine.

Hazardous Energy Legend:




ID	SOURCE	DEVICE	LOCATION	METHOD	CHECK
E-1	230 V	Padlock	Electrical box labeled Panel P-1, 3, 5 on wall behind equipment	Switch E-1 to off position. Apply hasp, lock, and tag.	Attempt equipment restart.
W-1	Chilled Water Return	Ball valve lockout	Directly behind equipment.	Turn W-1 valve to closed position. Apply device, hasp, lock, and tag.	Check line for pressure.
W-2	Chilled Water Supply	Ball valve lockout	Directly behind equipment.	Turn W-2 valve to closed position. Apply device, hasp, lock, and tag.	Check line for pressure.



FLEXTAXON

WASTE WATER TREATMENT





#8 PACKAGING AREA TOTE DUMPER

CLIPBOARD




KNIFE



BRUSH



METAL HOOK



FLEXTAXON






▲ Before

24" BLOWGUN



12" BLOWGUN




6" BLOWGUN



FLASHLIGHT



BOUFFANT DISPENSER



SPRAY BOTTLE



SPRAY BOTTLE



SPRAY BOTTLE



SPRAY BOTTLE



◀ After



MAINTENANCE



kingley foods

ANGLE BROOM

ANGLE BROOM

PUSH BROOM

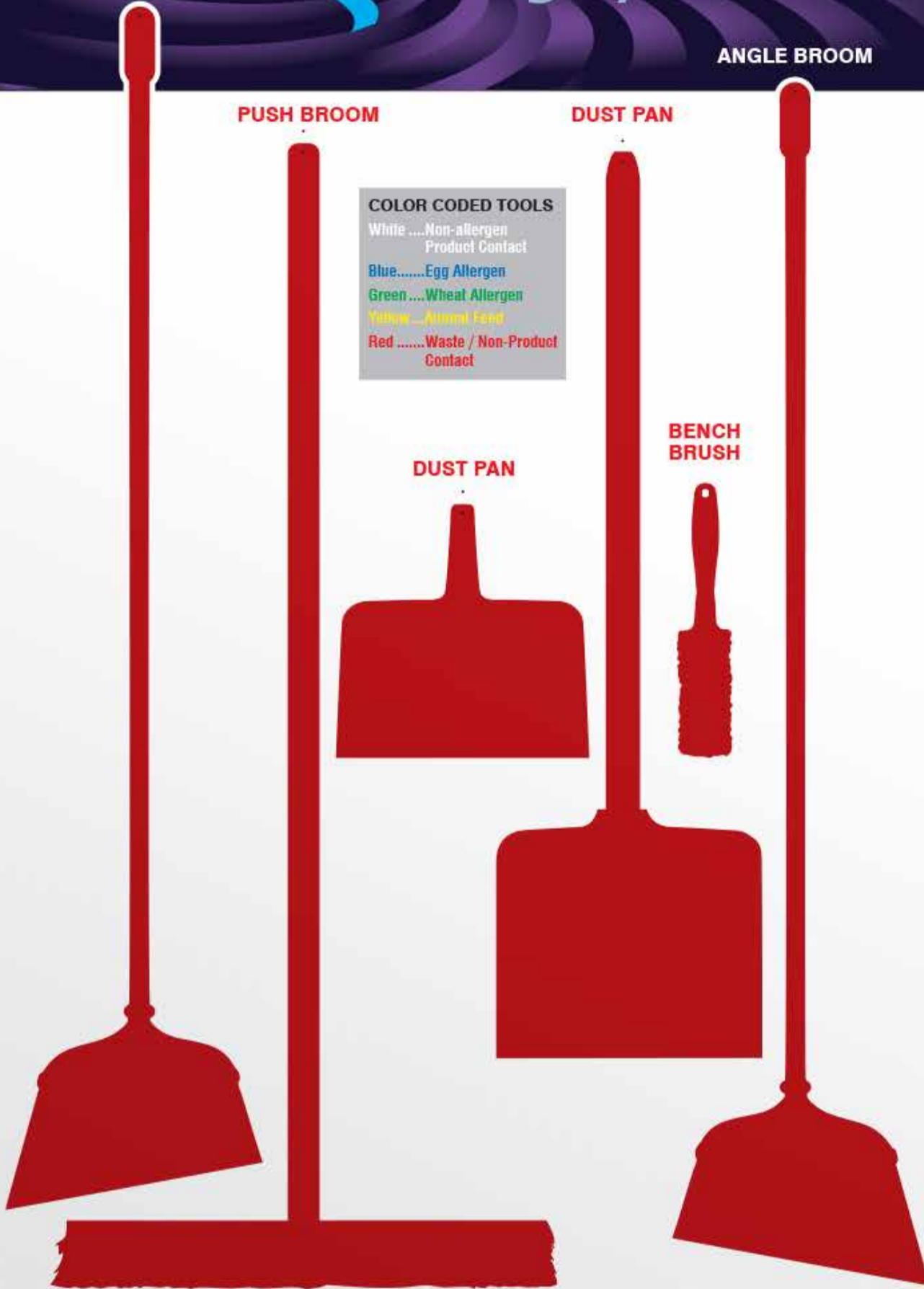
DUST PAN

COLOR CODED TOOLS

WhiteNon-allergen
Product Contact
Blue.....Egg Allergen
Green....Wheat Allergen
Yellow...Animal Feed
RedWaste / Non-Product
Contact

DUST PAN

BENCH
BRUSH



CONDENSER PRODUCTS



▲ Before

◀ After





▲ Before

COMPONENTS SHEETS

QUALITY SOP

PROCESS MONITOR

DPR

PROCESS SHEET



PM SCHEDULE

STANDARD WORK LAYOUT

SAFETY CHECKLIST

PLAN

POLICY



◀ After

MISSION

Provide leadership through quality products, operations, and superior customer service. Anticipate needs and be proactive in health, safety, and the environment. "Where Quality and Service Are First."

QUALITY POLICY

Oatey Company is committed to our customer's satisfaction. We will accomplish this by:

- Delivering defect-free, competitive products on time
- Striving for continual improvement through our quality system
- Being proactive in safety and environmental practices

BELIEFS

- Honor God in all we do.
- Conduct all aspects of our business with honesty, integrity, and humanity.
- Promote good physical and mental health.
- Pursue excellence.
- Promote good corporate and individual civic responsibility.
- Provide the best possible working environment for our associates.
- Strive to minimize governmental and third party interference in the operation of our business.
- Implement affirmatively all Federal, State and local laws and regulations.





Add mobility to your Store-Boards™!



Mobile Store-Boards™ can even be double-sided.



Ask about other product showcases:

Personalize It! – Custom Solutions | Store-Boards™ | Site-Boards™ | Glove Boards™
Store-Drawers™ | Custom Digi-Day® Electronic Scoreboards | Custom PPE-ID™ Charts
Custom Signs | Custom Labels | Custom Tags | Custom Banners | Custom Posters
Custom Pipe Markers | Custom Traffic Signs



ACCUFORM®

Inform, Protect, and Motivate™
800.237.1001 | www.accuform.com/5S