


# SAFETY PROJECTORS

Illuminating Safety:  
Durable, Portable,  
& Effective



# Easy to Mount, Easy to Use, Easy to Move



## LED Virtual Sign Projector

A brighter take on safety! Replace worn floor signs with attention grabbing projected LED signs.

*See page 4*



## LED Crosswalk Projectors

Avoid industrial vehicle hazards in facilities with high foot traffic and low visibility such as warehouses and manufacturing floors.

*See page 6*



Our easy-to-move solution projects safety messages and aisle markings, replacing worn floor signs, paint or tape.



## LED Line Projector

LED line projectors create walkways and crosswalks in any facility to enhance safety, promote efficiency, and maintain adaptability.

*See page 8*



## Laser Line

Laser line projectors excel in applications that need precise alignment or positioning, particularly pallet assembly areas and receiving docks

*See page 10*



Projector w/ Lens VPL601  
Lens Only VPL601LENS



Projector Only

VPLBLANK

**Brightness Level**

LOW 

EXTREMELY  
BRIGHT

## LED Virtual Sign Projector

**Virtually indestructible safety  
messages on any surface**

- Attention grabbing messages, impervious to wear and tear of facility traffic
- 40-Watt bulb
- 15ft - 35ft Installation height range
- 4ft - 10ft Radius dimension range
- -40°F to 128°F Temperature range
- 30,000 Hour bulb lifespan
- 110VAC
- IP65 Rated
- Motion sensor and remote-control available, see page 9
- Mounting hardware included

Item	Unit
Projector w/ Lens	Kit
Lens Only	Each

## Lens



Projector w/ Lens  
Lens Only **VPL901**  
**VPL901LENS**



Projector w/ Lens  
Lens Only **VPL908**  
**VPL908LENS**



Projector w/ Lens  
Lens Only **VPL907**  
**VPL907LENS**



Projector w/ Lens  
Lens Only **VPL915**  
**VPL915LENS**



Projector w/ Lens  
Lens Only **VPL910**  
**VPL910LENS**



Projector w/ Lens  
Lens Only **VPL902**  
**VPL902LENS**



Projector w/ Lens  
Lens Only **VPL601**  
**VPL601LENS**



Projector w/ Lens  
Lens Only **VPL904**  
**VPL904LENS**



Projector w/ Lens  
Lens Only **VPL914**  
**VPL914LENS**



Projector w/ Lens  
Lens Only **VPL912**  
**VPL912LENS**



Projector w/ Lens  
Lens Only **VPL913**  
**VPL913LENS**




Projector w/ Lens  
Lens Only **VPL903**  
**VPL903LENS**



Projector w/ Lens  
Lens Only **VPL916**  
**VPL916LENS**



Projector w/ Lens  
Lens Only **VPL909**  
**VPL909LENS**



Projector w/ Lens  
Lens Only **VPL905**  
**VPL905LENS**




Projector w/ Lens  
Lens Only **VPL800**  
**VPL800LENS**



Projector w/ Lens  
Lens Only **VPL917**  
**VPL917LENS**



Projector w/ Lens  
Lens Only **VPL906**  
**VPL906LENS**




Projector w/ Lens  
Lens Only **VPL911**  
**VPL911LENS**



Projector w/ Lens  
Lens Only **VPL945**  
**VPL945LENS**

## Distance Chart

Image size determined by distance from the projector



## CUSTOMIZE IT! LED Lenses

Customize a lens with your message and graphic.

Description	No.	Unit
Full Color Lens Only	VPL355	Each
Custom Lens & Projector	VPL955	Each

Description	No.	Unit
Single Color Lens Only	VPL155	Each
Two Color Lens Only	VPL255	Each



## LED Crosswalk Projectors

**Avoid collisions:  
stop traffic where it counts**

- Keep aisle traffic moving safely with clear crosswalk messaging.
- 200-Watt bulb
- 20ft - 40ft Installation height range
- 10ft x 3ft Projected image dimensions
- -13°F to 104°F Temperature range
- 40,000 Hour bulb lifespan
- 110VAC
- IP67 Rated
- Motion sensor capable, see page 9
- Mounting hardware included

**Brightness Level**

LOW  EXTREMELY BRIGHT

Item	Unit
Projector w/ Lens	Kit
Lens Only	Each

# Projectors

Installation height required at time of quote/order.  
Height range is 20-ft to 40-ft



STOP

VPL301

CAUTION



CAUTION

VPL302

Unit	Dimensions
Each	10' x 3' Crosswalk


*CUSTOMIZE IT!*



Need to mount higher,  
or brighter messaging?  
Contact us today for a  
solution that fits!

# Installation

A 10-ft x 3-ft Crosswalk provides a consistent level  
of brightness regardless of mounting height.





## LED Line Projectors

### All the visibility with none of the maintenance

- Higher installation, more colors & better clarity
- 100-Watt bulb
- 15ft - 30ft Installation height range
- 12ft – 30ft Line length range
- 2" – 5" Line width range
- -13°F to 104°F Temperature range
- 40,000 Hour bulb lifespan
- 110VAC
- IP65 Rated
- Motion sensor capable, see page 9
- Mounting hardware included

#### Brightness Level



## Line Colors



VPL300GN



VPL300RD



VPL300YL

## Brightness Comparison



**LOW**  
Light Area



**STANDARD**  
Light Area



**BRIGHT**  
Light Area

## Motion Sensor

- Sensor detects nearby movement for triggering projector alerts.
- Compatible with all our projector series; prevents overexposure, extends lifespan.
- Easy installation: Connect projector, position sensor box, adjust sensitivity, set projection duration.

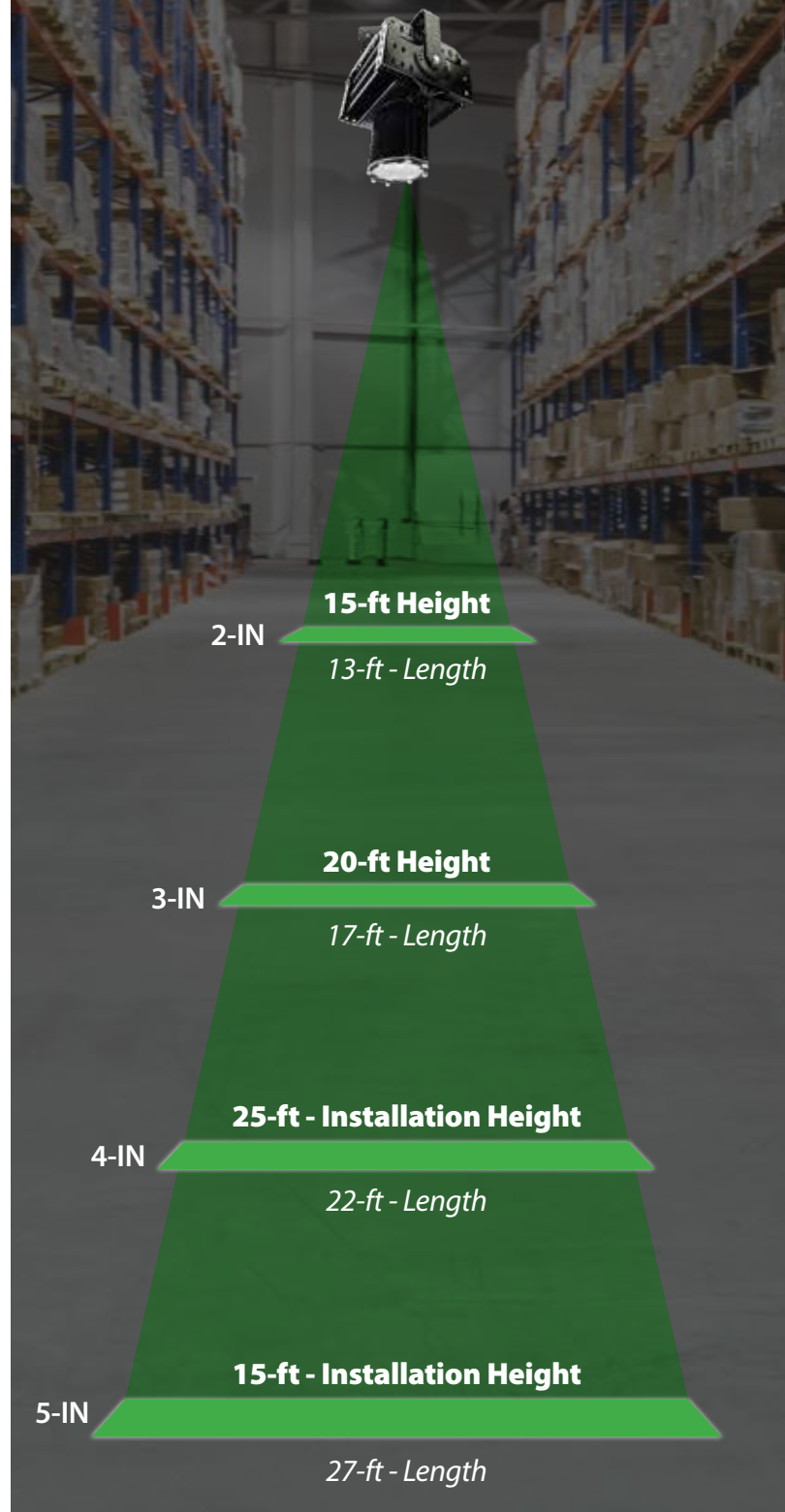
\*Sold separately



VPL3MS

## Line Dimensions

A10-ft x 3-ft Crosswalk provides a consistent level of brightness regardless of mounting height.





## Laser Line Projectors

### Safety and organization with precision

- Laser provides superior contrast against any surface
- 10ft - 20ft Installation height range
- 24ft - 36ft Line length range
- 2.5" Line width
- 9,600 Hour illumination lifespan
- 110VAC
- Motion sensor capable, see page 9
- Mounting hardware included

#### Brightness Level



## Lines Colors




VPL111



VPL122

## Brightness Comparison



**Have questions? Need longer line projections?**  
Contact us today for more options and customization!

## Line Dimensions


### To Calculate Line Projection Length:

Mounting Height (ft) x 2.4 = **Approx. Line Length**

#### Example:

15ft mounting height = **36ft long line, at 1/2" wide**

*Line width is slightly wider on higher mounting height.*





# Stand Out. Stay Safe. *CUSTOMIZE IT!*

Customized safety identification products elevate brand awareness while keeping everyone protected. From personalized messages that reinforce safety culture, to eye-catching designs featuring original imagery and logos, these products ensure clear communication and maximum visibility. Unique shapes and sizes ensure a perfect fit for any environment. Make an impression and prioritize safety with custom safety identification products from AccuformNMC's Custom Experts™.

## **Custom Safety Identification:**

- ☒ No Set-Up Fees
- ☒ No Minimums
- ☒ Unlimited Design Options
- ☒ Protected with Sign Muscle®
- ☒ Language Translations Available
- ☒ Proofs Upon Request